



i-gel®

The supraglottic airway with a non-inflatable cuff



Airway Management ▪ Airway Devices



Airway management has evolved

Introducing the i-gel®: a revolutionary single use supraglottic airway from Intersurgical.



i-gel® and natural airway management

The i-gel® is a truly unique single use, latex and PVC free airway device, representing the culmination of years of extensive research and development. Everything about the i-gel® has been designed to work in perfect unison with the anatomy; the i-gel® design was inspired by the physiology of the perilaryngeal framework itself – airway management as nature might have intended.

i-gel® mirrors the anatomy

The shape, softness and contours accurately mirror the perilaryngeal anatomy to create the perfect fit. This innovative concept means that no cuff inflation is required. The i-gel® works in harmony with the patient's anatomy so that compression and displacement trauma are significantly reduced or eliminated.



The non-inflatable cuff

i-gel® gets its name from the soft gel-like material from which it is made. It is the innovative application of this material that has enabled the development of a unique non-inflatable cuff. This key feature means insertion of i-gel® is easy, rapid and consistently reliable.

The simple, safe and rapid solution

i-gel® is incredibly easy to use. A proficient user can achieve insertion of the i-gel® in less than 5 seconds. With no inflatable cuff, i-gel® provides a safe and rapid airway management solution.

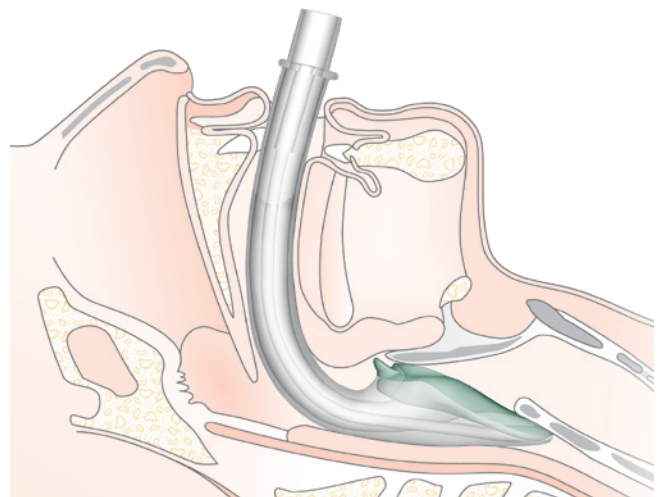


Adults

Adult i-gel® is indicated for securing and maintaining a patient airway in routine and emergency anaesthetics of fasted patients, during spontaneous or intermittent positive pressure ventilation (IPPV), during resuscitation of the unconscious patient, and as a conduit for intubation under fiberoptic guidance in a known or unexpectedly difficult intubation, by personnel who are suitably trained and experienced in the use of airway management techniques and devices.

Accurate and natural positioning

The i-gel® accurately and naturally positions itself over the laryngeal framework, providing a reliable perilaryngeal seal without the need for an inflatable cuff.




Paediatrics

i-gel® is available in four paediatric as well as three adult sizes, making it applicable for use with patients from 2kg to 90+kg. The paediatric i-gel® is indicated in securing and maintaining a patent airway in routine and emergency anaesthetics for operations of fasted patients during spontaneous or intermittent positive pressure ventilation (IPPV) and during resuscitation of the unconscious patient, by personnel who are suitably trained and experienced in the use of airway management techniques and devices.

Additional information available

An i-gel® user guide, clinical study material and other support documentation is available to download from the i-gel® website at www.i-gel.com.

 Video available at www.intersurgical.com



Features and benefits

The i-gel[®] has a host of features that provide significant benefits to the patient and the clinician.

15mm connector

Reliable connection to any standard catheter mount or connection

Proximal end of gastric channel

Clearly displayed product information

For quick easy reference. Includes confirmation of size and weight guidance

Position guide (adult sizes only)

Easy confirmation of optimum insertion depth



The adult sizes of i-gel[®] can be used as a conduit for intubation under fiberoptic guidance in a known or unexpectedly difficult intubation



Gastric channel

The i-gel[®] incorporates a gastric channel (except size 1). It provides an early warning of regurgitation, allows for the passing of a nasogastric tube to empty the stomach contents and facilitates venting



Integral bite block

Reduces the possibility of airway channel occlusion

Buccal cavity stabiliser

Aids insertion and eliminates the potential for rotation


Epiglottic rest

Reduces the possibility of epiglottic 'down folding' and airway obstruction

The non-inflatable cuff

Made from a unique soft gel-like material allowing ease of insertion and reduced trauma

Distal end of gastric channel








Innovative packaging

The i-gel® supraglottic airway is supplied in a fully recyclable protective cradle or cage pack. This unique packaging protects the i-gel® in transit and ensures that it maintains its anatomical shape. i-gel® is available in seven sizes.



Code	Description	Size	Weight	Box Qty.
8205000	i-gel®, supraglottic airway	5 Large adult	90+kg	25 
8204000	i-gel®, supraglottic airway	4 Medium adult	50–90kg	25 
8203000	i-gel®, supraglottic airway	3 Small adult	30–60kg	25 
8225000	i-gel®, supraglottic airway	2.5 Large paediatric	25–35kg	10 
8202000	i-gel®, supraglottic airway	2 Small paediatric	10–25kg	10 
8215000	i-gel®, supraglottic airway	1.5 Infant	5–12kg	10 
8201000	i-gel®, supraglottic airway	1 Neonate	2–5kg	10 

Make an enquiry



Visit the i-gel® website www.i-gel.com

 Sterile

References

1. CD Deakin, JP Nolan, J Soar, K Sunde, RW Koster, GB Smith, GD Perkins. European Resuscitation Council Guidelines for Resuscitation 2010 Section 4. Adult advanced life support, Resuscitation 81, 1305-52
2. UK Resuscitation Council, Advanced Life Support Guide. 5th Ed., London: UK Resuscitation Council 2010
3. P Michalek, W Donaldson, L Theiler. The use of i-gel® in anaesthesia - Facts and fiction in 2013. Trends in Anaesthesia and Critical Care 2013 Oct; 3(5):246-251
4. L Theiler, M Gutzmann, M Kleine-Brueggene, N Urwyler, B Kaempfen, R Greif. i-gel® supraglottic airway in clinical practice: a prospective observational multicentre study. British Journal of Anaesthesia 2012 Dec; 109(6):990-5
5. M Kleine-Brueggene, L Theiler, N Urwyler, A Vogt, R Greif. Randomised trial comparing the i-gel® and Magill tracheal tube with the single-use ILMA® and ILMA® tracheal tube for fibre optic guided intubation in anaesthetised patients with a difficult airway. British Journal of Anaesthesia 2011 Aug; 107(2):251-7
6. D Haske, B Schempf, G Gaier, C Niederberger. Performance of the i-gel® during pre-hospital cardiopulmonary resuscitation. Resuscitation 2013 Sep; 84(9):1229-32
7. RM Beringer, F Kelly, TM Cook, J Nolan, R Hardy, T Simpson, MC White. A cohort evaluation of the paediatric i-gel® airway during anaesthesia in 120 children. Anaesthesia 2011 Dec; 66(12):1121-6
8. DA Gabbott, R Beringer. The i-gel® supraglottic airway: A potential role for resuscitation? Resuscitation 2007; 73(1): 161-2
9. P Michalek and W Donaldson (Edited by). The i-gel® supraglottic airway. Nova Science Publishers, 2013
10. RM Levitan, WC Kinkle. Initial anatomic investigations of the i-gel® airway: a novel supraglottic airway without inflatable cuff. Anaesthesia 2005; 60(10):1022-1026



Intersurgical Ltd, Crane House, Molly Millars Lane, Wokingham, Berkshire, RG41 2RZ, UK

T: +44 (0)118 965 6300 F: +44 (0)118 965 6356 info@intersurgical.com www.intersurgical.com



The manufacturer Intersurgical Ltd is certified to ISO 9001:2015, ISO 13485:2016 and ISO 14001:2015

Please think before you print
Save energy and paper.
If you must print this information sheet please print it double sided.

IS6.3 • Issue 15 01.21

UK • Ireland • France • Germany • Spain • Portugal • Italy • Benelux • Sweden • Denmark • Lithuania • Russia • Czech Republic
Turkey • South Africa • China • Japan • Taiwan • Philippines • USA • Canada • Colombia • Australia